

Comment report

Lists all the questions in the survey and displays all the comments made to these questions, if applicable.

Table of contents

Report info.....	1
Question 1: Attended a quarterly meeting	2
Question 2: Attended or contributed to a training	3
Question 3: Visited the FCRP website. If so, what did you find useful?	4
Question 4: Attended an event	5
Question 5: When did you first participate in FCRP?	6
Question 6: How did you learn about FCRP?	7
Question 7: FCRP communicates effectively with members and stakeholders	8
Question 8: Which of your organizations priorities /initiatives align with FCRP?	9
Question 9: Reforestation around road projects	10
Question 10: Collaboration on Grant Opportunities	11
Question 11: Community Education Training on Environmental Restoration/Good practices	12
Question 12: Serving on Leadership Team and/or a project team	13
Question 13: Website / Engagement committee	14
Question 14: Environmental Film Festival	15
Question 15: Update of FCRP Charter	16
Question 16: Update of Annual Report	17
Question 17: One thing that FCRP could change that would encourage you to be more involved:	18
Question 18: Like all organizations sustaining FCRP requires volunteers and resources. Please ind.....	19

Report info

Report date:

Wednesday, January 14, 2015 10:36:17 AM EST

Start date:

Friday, October 17, 2014 12:14:00 PM EDT

Stop date:

Saturday, January 31, 2015 12:14:00 PM EST

Stored responses:

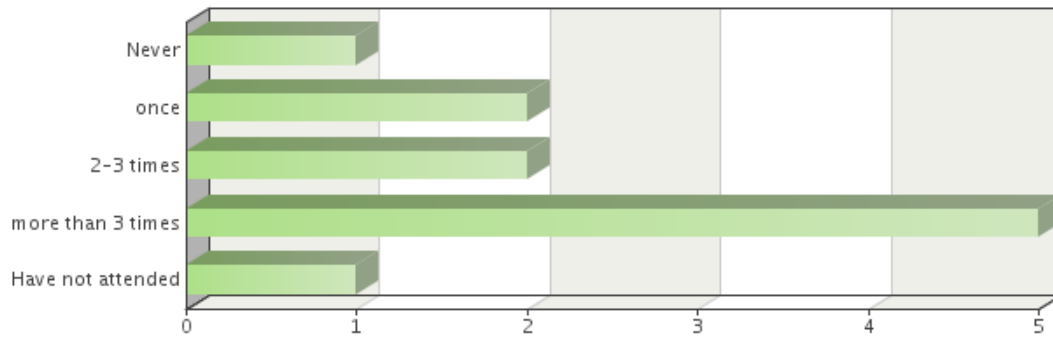
15

Number of completed responses:

9

Question 1

Attended a quarterly meeting



Frequency table

Choices	Absolute frequency	Relative frequency	Adjusted relative frequency
Never	1	6.67%	9.09%
once	2	13.33%	18.18%
2-3 times	2	13.33%	18.18%
more than 3 times	5	33.33%	45.45%
Have not attended	1	6.67%	9.09%
Sum:	11	73.33%	100%
Not answered:	4	26.67%	-

Total answered: 11

Text input

Have 2 toddlers at home

Work conflicts

New to this area

Question 2

Attended or contributed to a training

Text input

no

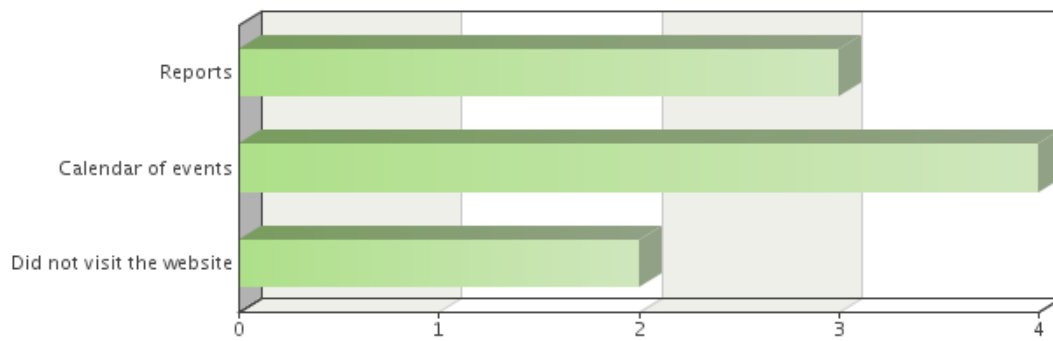
Vernal pools presentation

No

0

Question 3

Visited the FCRP website. If so, what did you find useful?



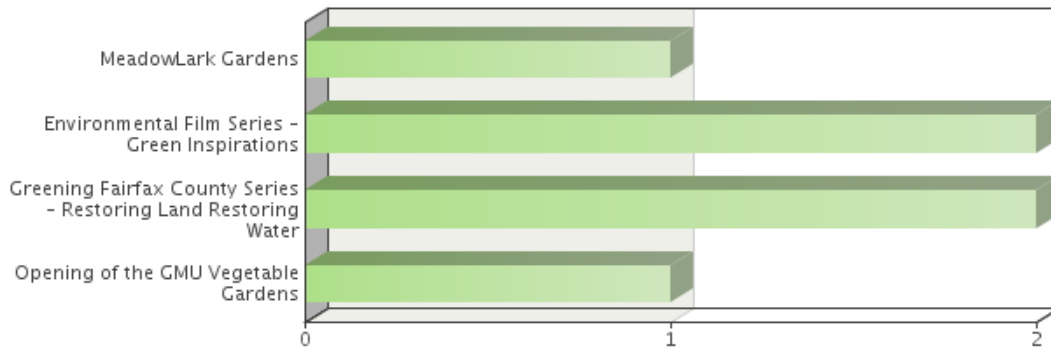
Frequency table

Choices	Absolute frequency	Relative frequency	Adjusted relative frequency
Reports	3	20%	33.33%
Calendar of events	4	26.67%	44.44%
Did not visit the website	2	13.33%	22.22%
Sum:	9	60%	100%
Not answered:	6	40%	-

Total answered: 9

Question 4

Attended an event



Frequency table

Choices	Absolute frequency	Relative frequency	Adjusted relative frequency
MeadowLark Gardens	1	6.67%	16.67%
Environmental Film Series – Green Inspirations	2	13.33%	33.33%
Greening Fairfax County Series - Restoring Land Restoring Water	2	13.33%	33.33%
Opening of the GMU Vegetable Gardens	1	6.67%	16.67%
Sum:	6	40%	100%
Not answered:	9	60%	-
Total answered: 6			

Question 5

When did you first participate in FCRP?

Text input

2009

Several years ago.

sporadically in the first and second years

2008

from the start

2010?

2009?

Question 6

How did you learn about FCRP?

Text input

VDOT

Contact from Amy Gould

Supervisor newsletter

from AMy

I was on the staff of Virginia Delegate Margi Vanderhye who was interested in the deforestation associated with construction of the Interstate 495 HOT Lanes.

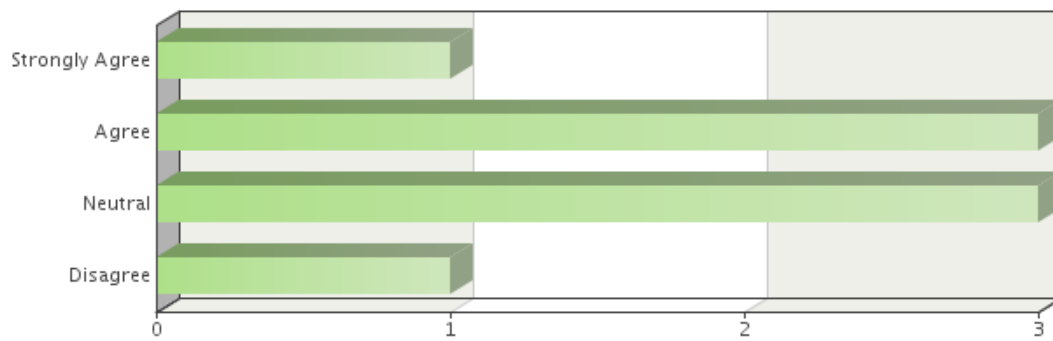
word of mouth

Amy Gould

Del. Watts

Question 7

FCRP communicates effectively with members and stakeholders



Frequency table

Levels	Absolute frequency	Relative frequency	Adjusted relative frequency
Strongly Agree	1	6.67%	12.5%
Agree	3	20%	37.5%
Neutral	3	20%	37.5%
Disagree	1	6.67%	12.5%
Sum:	8	53.33%	100%
Not answered:	7	46.67%	-
Total answered: 8			

Question 8

Which of your organizations priorities /initiatives align with FCRP?

Text input

Comprehensive Plan environmental policy

The NOVA Sierra CLubs have been concentrating more on energy use - promoting efficiency and renewables. Valuing and restoring green space, cleaning up pollution and encouraging appreciation of the outdoors are certainly SC values, but we just haven't concentrated our energies on them. I'm sure we have members somewhere who would love to get involved; we just haven't yet found them.

I am a Sierra Club member; from that perspective, I think FCRP focus on reforestation aligns well with the climate change goals of the Club.

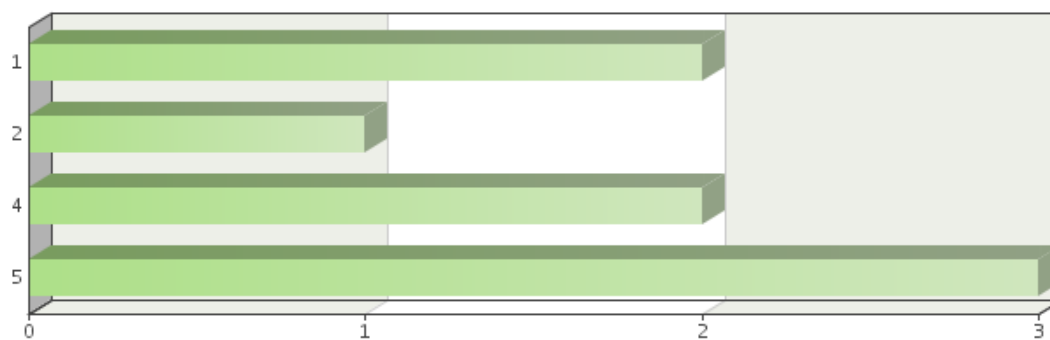
habitat preservation watershed stewardship

GMU Sustainability/Gardens

HOT LANES landscaping; stream restoration

Question 9

Reforestation around road projects

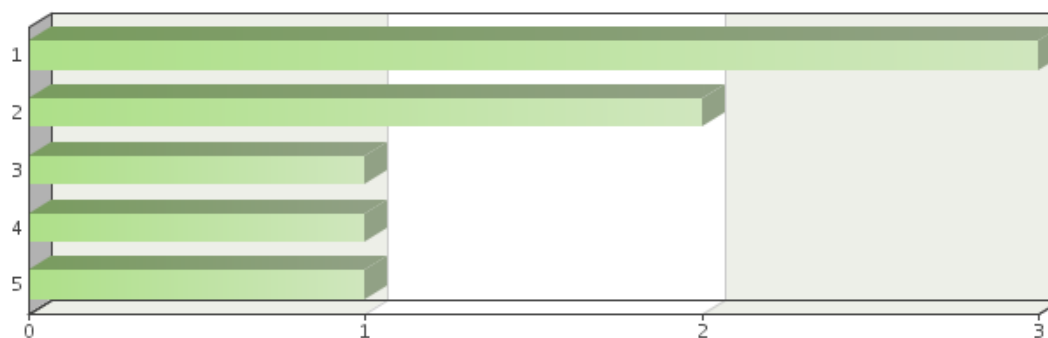


Frequency table

Levels	Absolute frequency	Relative frequency	Adjusted relative frequency
1	2	13.33%	25%
2	1	6.67%	12.5%
4	2	13.33%	25%
5	3	20%	37.5%
Sum:	8	53.33%	100%
Not answered:	7	46.67%	-
Total answered: 8			

Question 10

Collaboration on Grant Opportunities

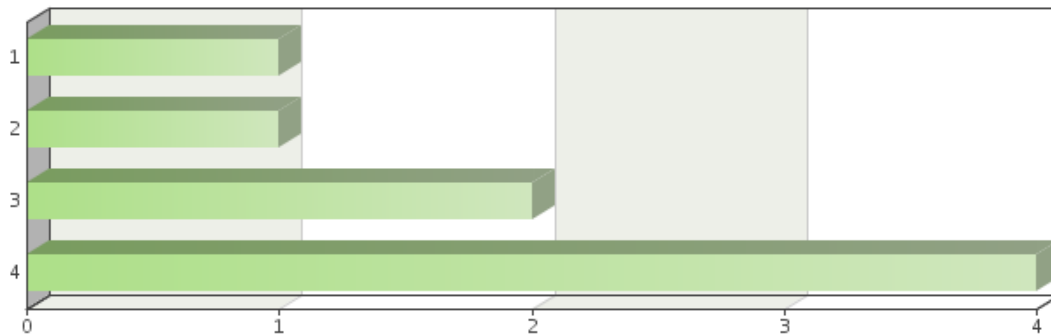


Frequency table

Levels	Absolute frequency	Relative frequency	Adjusted relative frequency
1	3	20%	37.5%
2	2	13.33%	25%
3	1	6.67%	12.5%
4	1	6.67%	12.5%
5	1	6.67%	12.5%
Sum:	8	53.33%	100%
Not answered:	7	46.67%	-
Total answered: 8			

Question 11

Community Education Training on Environmental Restoration/Good practices



Frequency table

Levels	Absolute frequency	Relative frequency	Adjusted relative frequency
1	1	6.67%	12.5%
2	1	6.67%	12.5%
3	2	13.33%	25%
4	4	26.67%	50%
Sum:	8	53.33%	100%
Not answered:	7	46.67%	-
Total answered: 8			

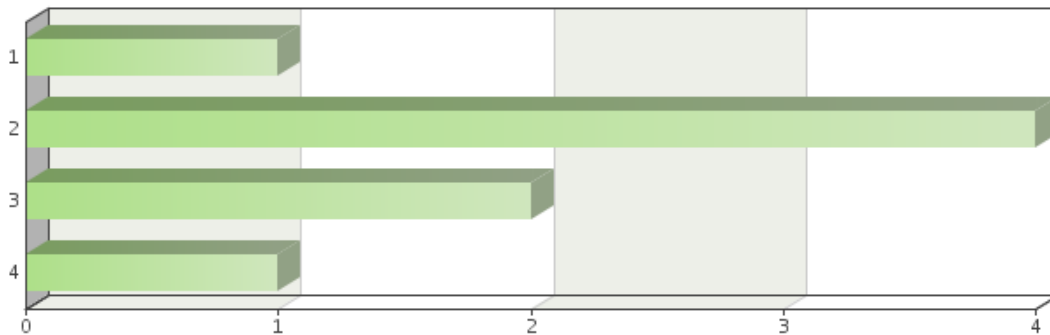
Text input

many of our SC members are IMA volunteers and would be willing to get involved

The Brickyard Educational Farm project in Potomac, MD might have some initiatives that would mesh with FCRP priorities.

Question 12

Serving on Leadership Team and/or a project team



Frequency table

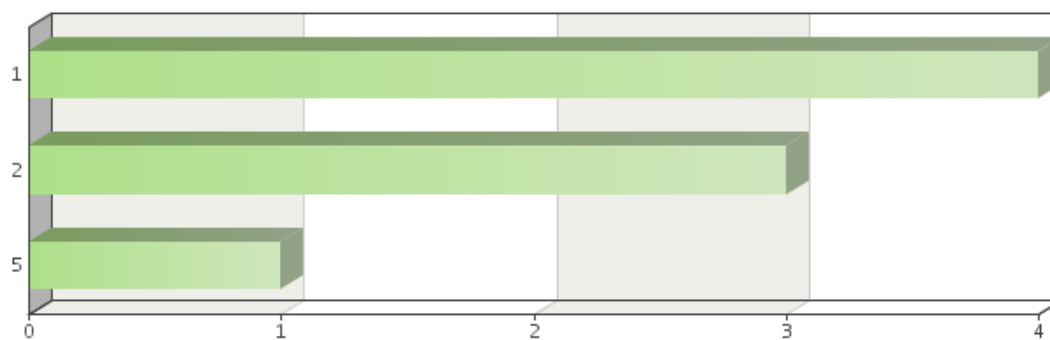
Levels	Absolute frequency	Relative frequency	Adjusted relative frequency
1	1	6.67%	12.5%
2	4	26.67%	50%
3	2	13.33%	25%
4	1	6.67%	12.5%
Sum:	8	53.33%	100%
Not answered:	7	46.67%	-
Total answered: 8			

Text input

I'm sure one of our members would be interested, but we haven't found one yet

Question 13

Website / Engagement committee

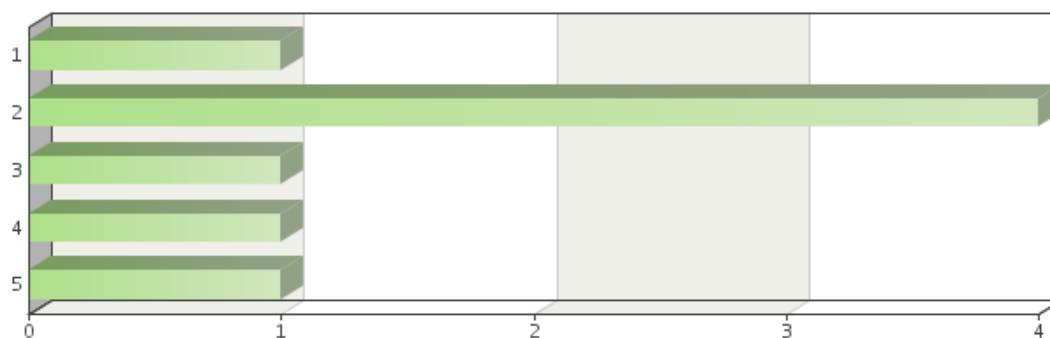


Frequency table

Levels	Absolute frequency	Relative frequency	Adjusted relative frequency
1	4	26.67%	50%
2	3	20%	37.5%
5	1	6.67%	12.5%
Sum:	8	53.33%	100%
Not answered:	7	46.67%	-
Total answered: 8			

Question 14

Environmental Film Festival



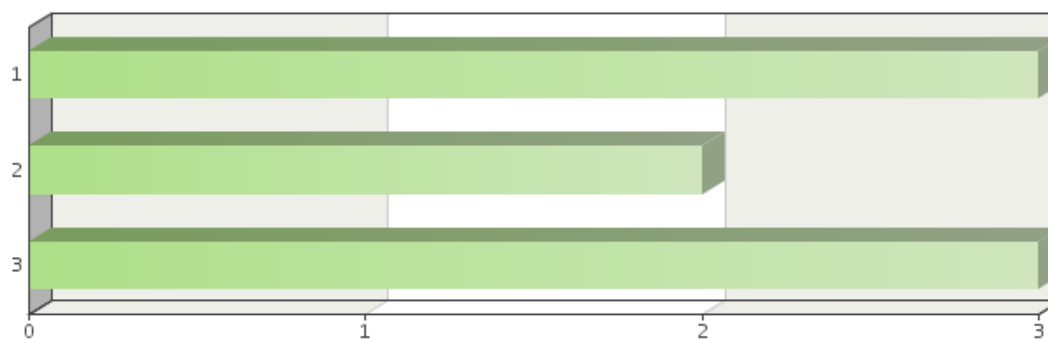
Frequency table

Levels	Absolute frequency	Relative frequency	Adjusted relative frequency
1	1	6.67%	12.5%
2	4	26.67%	50%
3	1	6.67%	12.5%
4	1	6.67%	12.5%
5	1	6.67%	12.5%
Sum:	8	53.33%	100%
Not answered:	7	46.67%	-

Total answered: 8

Question 15

Update of FCRP Charter

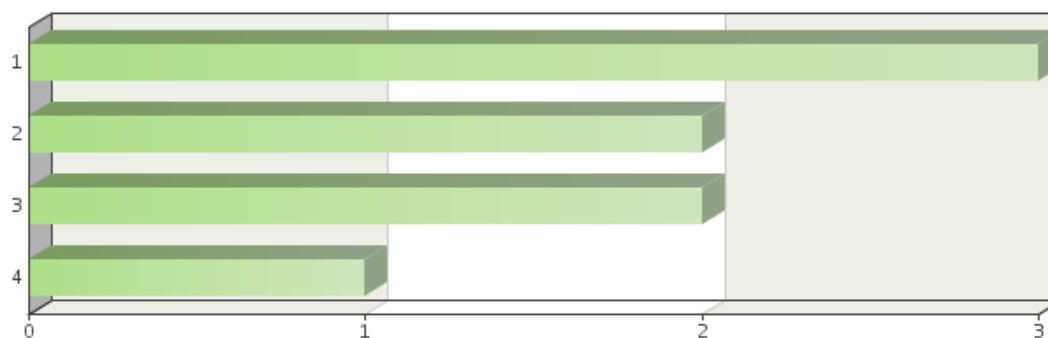


Frequency table

Levels	Absolute frequency	Relative frequency	Adjusted relative frequency
1	3	20%	37.5%
2	2	13.33%	25%
3	3	20%	37.5%
Sum:	8	53.33%	100%
Not answered:	7	46.67%	-
Total answered: 8			

Question 16

Update of Annual Report



Frequency table

Levels	Absolute frequency	Relative frequency	Adjusted relative frequency
1	3	20%	37.5%
2	2	13.33%	25%
3	2	13.33%	25%
4	1	6.67%	12.5%
Sum:	8	53.33%	100%
Not answered:	7	46.67%	-
Total answered: 8			

Question 17

One thing that FCRP could change that would encourage you to be more involved:

Text input

Focus on other areas of Fairfax County outside of Annandale

While I don't think it would affect my involvement, some thought could be given to how reports/documents are posted on the website. I don't know if others have the same issue, but I am not able to open documents directly from the website. Instead, I am asked to download them into a file. Can they be posted such that they'd open without having to need to be saved to a file?

our members always respond to simple hands-on events like stream clean ups and tree plantings, even pulling invasives

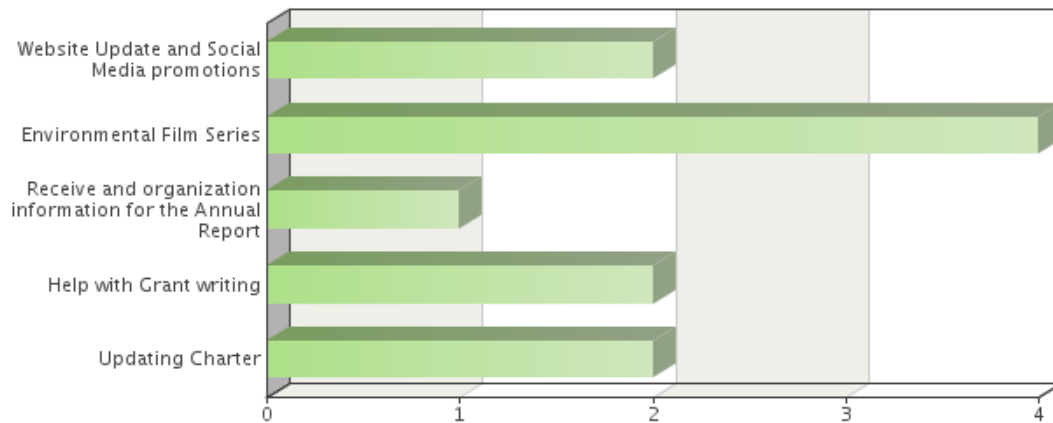
I suppose if FCRP had a legislative agenda before the Virginia General Assembly I might be more involved since I have experience i that area.

More focus on tangible projects

Perhaps more stakeholders in attendance and more meeting deliverables/outcomes may help.

Question 18

Like all organizations sustaining FCRP requires volunteers and resources. Please indicate how you might help support FCRP (list specific opportunities /activities that need to be done)



Frequency table

Choices	Absolute frequency	Relative frequency by choice	Relative frequency	Adjusted relative frequency
Website Update and Social Media promotions	2	18.18%	13.33%	40%
Environmental Film Series	4	36.36%	26.67%	80%
Receive and organization information for the Annual Report	1	9.09%	6.67%	20%
Help with Grant writing	2	18.18%	13.33%	40%
Updating Charter	2	18.18%	13.33%	40%
Sum:	11	100%	-	-
Not answered:	10	-	66.67%	-

Total answered: 5